

MELITHEA

GLAM-MORE



RELAX


MELITHEA

- IT Struttura**
Abete, Multistrato e pannelli di particelle in legno classe E1.
- Molleggio**
Cinghia elastica in polipropilene.
- Imbottitura Seduta**
Lastre in poliuretano espanso in densità 35 Kg.
- Imbottitura Spalliera**
Lastre in poliuretano espanso in densità 21 Kg.
- Piedi**
In metallo h.13 di colore nero.
- Particolari**
Le versioni sono dotate di poggiatesta sollevabile manualmente. Disponibile, a richiesta, nelle versioni con meccanismo elettrico di seduta e poggiatesta regolabile elettricamente (GO-UP);
- Note**
Cuscini seduta, schienali e Braccioli sono fissi.

- EN Frame**
Pinewood, multilayer wood and chipboard wood class E1.
- Suspension**
Polypropylene elastic belts.
- Belts**
Seat Padding. Layers of non-deformable polyurethane foam 35 Kg density.
- Back Padding**
Layers of non-deformable polyurethane foam 21 Kg density.
- Feet**
Metal h.13 in black color.
- Peculiar**
All covers are equipped with a manual headrest. Recliner "Zero Wall" System with electrical function and, Headrest System (GO-UP) with electrical function, available on demand.
- Note**
Seat cushions, Back cushions and are fixed.

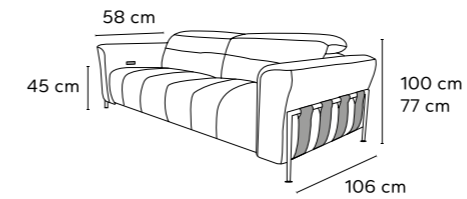
- FR Carcasse**
Hêtre + panneaux de particules cl. E1.
- Suspension**
Sangle lastiques haute resistance.
- Coussins d'assise**
Polyurethane expans densité 35 Kg.
- Coussins de dos**
Polyurethane expans densité 21 Kg.
- Pieds**
Métal h.13 de couleur noire.
- Divers**
Têtiere réglable manuellement sûr toutes les versions. Mécanisme "zero wall system" relax électrique et tetieres réglables electriquement en option, sur demande.
- Note**
Coussins d'assise, dossiers et accoudoirs sont fixes.

Colore piedi | Color Feet | Couleur Pieds

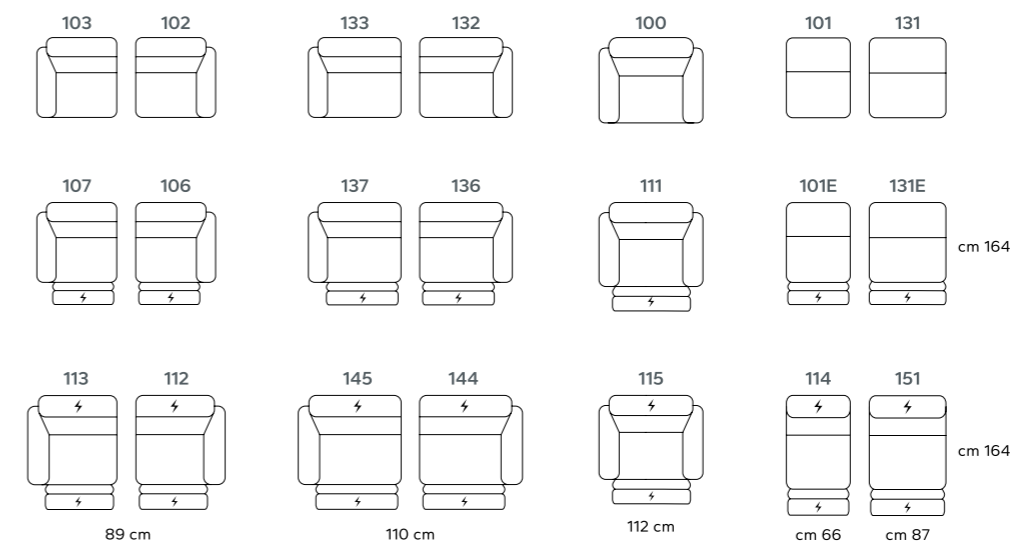


Nero

MELITHEA



VERSIONI FISSE / VERSIONS FIXES



VERSIONI FISSE DOLBY SURROUND / VERSIONS FIXES DOLBY SURROUND

