

DENISE



GLAM-MORE

# DENISE

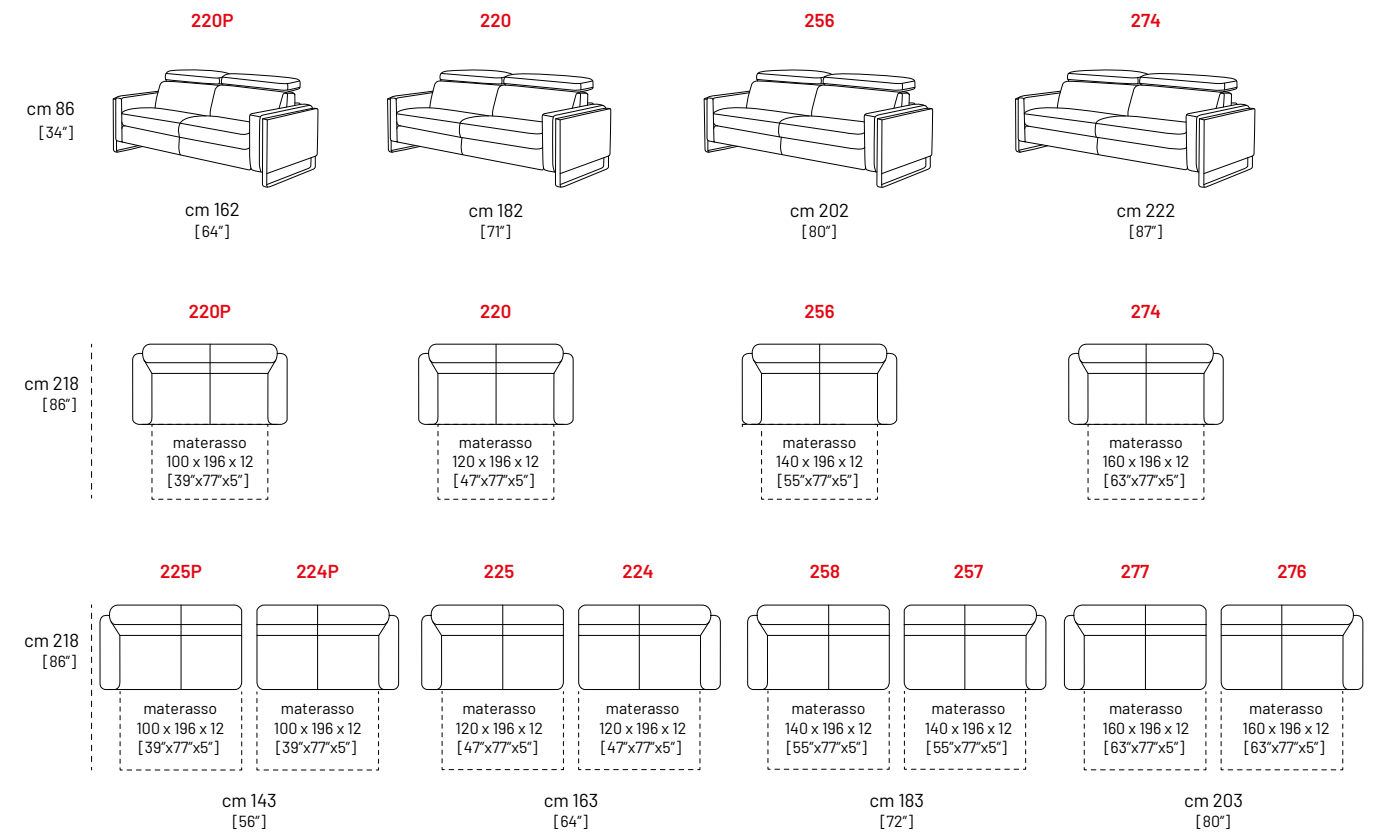

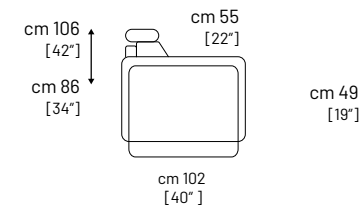


## VERSION CONVERTIBLES

**Struttura:** Abete, Multistrato e pannelli di particelle in legno classe E1. **Molleggio:** Cinghia elastica. **Imbottitura Seduta:** Lastre in poliuretano espanso in densità 35 Kg. **Imbottitura Spalliera:** Lastre in poliuretano espanso in densità 21 Kg. **Piedi:** Piedi in metallo bronzato. **Particolarità:** Le versioni sono dotate di poggiatesta sollevabile manualmente. Disponibile nelle versioni con meccanismo elettrico. Pronto letto con rete serie 692L Styling e materasso in poliuretano 35 Kg. Altezza 12 cm. Disponibile chaise longue e poltrona terminale con contenitore. **Note:** Cuscini seduta amovibili per versioni letto; fissi per tutte le altre versioni. Braccioli e Schienali sono fissi.

**Frame:** Pinewood, multilayer wood and chipboard wood class E1. **Suspension:** Nosag metal springs. **Seat Padding:** Layers of non-deformable polyurethane foam 35 Kg density. **Back Padding:** Layers of non-deformable polyurethane Foam 21 Kg density. **Feet:** Bronzed metal feet. **Peculiar:** All covers are equipped with a manual headrest. Recliner "Zero Wall" System with electrical function. Bed Version "rapido system" 692L Styling and foam mattress 35 Kg. In height 12 cms. Box Chaise and Box armless chair with side term available. **Note:** Seat cushions removable for bed versions; fixed for all the others. Arms and Back cushions are fixed.

**Carcasse:** Hêtre + panneaux de particules cl. E1. **Suspension:** Nosag. **Coussins d'assise:** Polyurethane expansé densité 35 Kg. **Coussins de dos:** Polyurethane expansé densité 21 Kg. **Pieds:** En métal bronze. **Divers:** Toutes les versions ont un appui tête soulevable manuellement. Mécanisme "zero wall system" relax électrique. Convertible "rapido system" méc. 692L Styling avec matelas Polyurethane expansé densité 35 Kg. En h. 12 cms. Disponible la version chaise longue et chauffeuse 1 pl term coffre. **Note:** Coussins d'assise déhoussables pour versions convertibles. Fixes pour toutes les autres. Coussins d'assise, du Dossiers et accoudoirs sont fixes.




Piedi / Feet / Pieds



Colore piedi / Color Feet / Couleur Pieds



Satinato



Bronzato

# DENISE

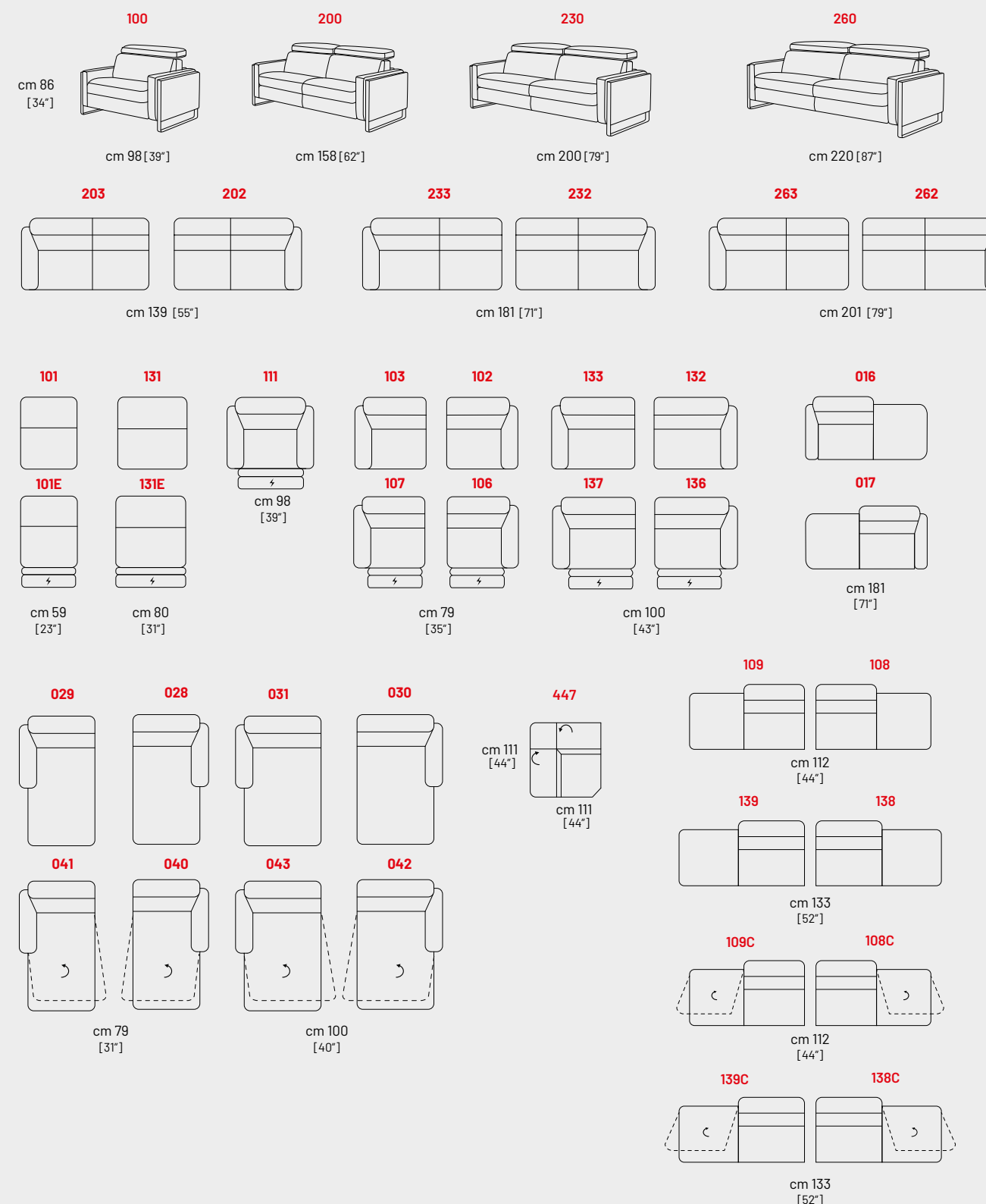
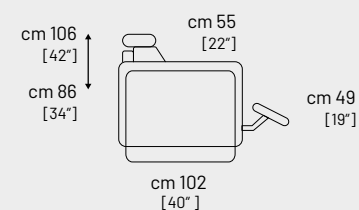


## VERSIONS FIXES

**Struttura:** Abete, Multistrato e pannelli di particelle in legno classe E1. **Molleggio:** Molla greca per Seduta; Cinghia elastica per Spalliera. **Imbottitura Seduta:** Lastre in poliuretano espanso in densità 35 Kg. **Imbottitura Spalliera:** Lastre in poliuretano espanso in densità 21 Kg. **Piedi:** Piedi in metallo bronzato. **Particolarità:** Le versioni sono dotate di poggiatesta sollevabile manualmente. Disponibile nelle versioni con meccanismo elettrico. Pronto letto con rete serie 692L Styling e materasso in poliuretano 35 Kg. Altezza 12 cm. Disponibile chaise longue e poltrona terminale con contenitore. **Note:** Cuscini seduta amovibili per versioni letto; fissi per tutte le altre versioni. Braccioli e Schienali sono fissi.

**Frame:** Pinewood, multilayer wood and chipboard wood class E1. **Suspension:** Nosag metal springs. **Seat Padding:** Layers of non-deformable polyurethane foam 30 Kg density for bed versions. Layers of non-deformable polyurethane foam 35 Kg density for all the others. **Back Padding:** Layers of non-deformable polyurethane Foam 21 Kg density. **Feet:** Bronzed metal feet. Wooden feet on demand. **Peculiar:** All covers are equipped with a manual headrest. Recliner "Zero Wall" System with electrical function. Bed Version "rapido system" 692L Styling and foam mattress 35 Kg. In height 12 cms. Box Chaise and Box armless chair with side term availables. **Note:** Seat cushions removable for bed versions; fixed for all the others. Arms and Back cushions are fixed.

**Carcasse:** Hêtre + panneaux de particules cl. E1. **Suspension:** Nosag. **Coussins d'assise:** Polyurethane expansé densité 35 Kg. **Coussins de dos:** Polyurethane expansé densité 21 Kg. **Pieds:** En métal bronze. En bois sur demande. **Divers:** Toutes les versions ont un appuie tête soulevable manuellement. Mécanisme "zero wall system" relax électrique. Convertible "rapido system" méc. 692L Styling avec matelas Polyurethane expansé densité 35 Kg. En h. 12 cms. Disponible la version chaise longue et chauffeuse 1 pl term coffre. **Note:** Coussins d'assise déhoussables pour versions convertibles. Fixes pour toutes les autres. Coussins d'assise, du Dossiers et accoudoirs sont fixes.




### Piedi / Feet / Pieds



### Colore piedi / Color Feet / Couleur Pieds



Satinato



Bronzato

